





How to get to Namba Citizens Study Center from Namba Station on the Osaka Metro (Subway) Sennichimae Line

<p>①</p>		<p>Exit the west ticket gate of Namba Station on the Sennichimae Line and go up the escalator in front of the left corner.</p>
<p>②</p>		<p>After going straight to the end of the moving walkway (Ocat Moving Walk), turn left.</p>
<p>③</p>		<p>Go up one escalator and enter the building in front of you. This building is "Osaka City Air Terminal" (OCAT), and "JR Namba Station" is in it.</p>
<p>④</p>		<p>Immediately after entering the OCAT building, you will find the "North Elevator" on your right.</p>

⑤



Go up to the 4th floor with the "North Elevator".

⑥



After exiting the elevator, you will see the Namba Citizens Study Center in front of you. The entrance is on the right front.

⑦



This is the entrance of the center.