





route	Detailed route to Abeno Citizen Study Center from Tennoji Station on the Midosuji Line	
①	 A photograph of a station interior showing ticket gates. A red circle highlights a sign above the gates, and a large red arrow points downwards from the center of the frame.	Exit from the west ticket gate.
②	 A photograph of a station hallway. A red arrow points upwards towards a sign that reads "ekimo tennoji".	You can see "ekimo Tennoji" in front of you. Go straight.
③	 A photograph of a station hallway with overhead signs. A red circle highlights a sign with a left-pointing arrow, and a large red arrow points left from the center of the frame.	Proceed toward Exit 12.
④	 A photograph of a long, brightly lit station hallway with people walking. A large red arrow points straight ahead from the center of the frame.	Go straight. (There is a moving sidewalk)

⑤



You can see the entrance of Abeno Q's Town.

⑥



Go up to the ground from the escalator in front of you.

⑦



You can see the entrance of Abeno Q's Mall. Turn left.

⑧



There is "Matsumoto Kiyoshi". Turn right.

⑨



Go straight for a while. (There is a tram on your left)

⑩



There is a bicycle parking lot on the right. Go straight.

⑪



Cross the pedestrian crossing and turn right. (Abeno Bertha can be seen in the front.)

⑫




Enter Abeno Bertha from the entrance on the left.

⑬



Take the elevator on the right and go up to the 3rd floor.

⑭



Follow the sign and turn left.

⑮



Go straight through the passage until you reach the end.

⑯



You will see a red sign. Go inside.

①7



Go left.

①8



Arrive at "Abeno Citizen Study Center".