













route	Detailed route to Abeno Citizens Study Center from Abeno Station on the Osaka Metro Tanimachi Line	
①		③~⑦ Proceed in the direction of the exit.
②		You can go up by elevator, escalator and stairs.
③		Go outside the ticket gate.
④		Exit the ticket gate and go straight.

<p>⑤</p>		<p>⑦ Turn right towards the exit.</p>
<p>⑥</p>		<p>Enter Abeno Bertha and turn right.</p>
<p>⑦</p>		<p>Go straight for a while.</p>
<p>⑧</p>		<p>Turn left at "Drug Segami".</p>

<p>⑨</p>		<p>Follow the signs to the escalator hall.</p>
<p>⑩</p>		<p>There is an escalator when you turn right.</p>
<p>⑪</p>		<p>Take the escalator up to the 3rd floor.</p>
<p>⑫</p>		<p>When you get off on the 3rd floor, turn right.</p>

⑬



Go straight through the lobby.

⑭



Arrive at "Abeno Citizens Study Center".