





route	Detailed route from Kintetsu Abenobashi Station to Abeno Citizens Study Center	
①		Exit from the west ticket gate.
②		There is Kintetsu department store in front. Turn left.
③		You can see the HOOP in front of you. Turn right.
④		Go straight for a while.

⑤



Go straight and you will see Abeno Q's Mall in front of you.

⑥



Cross the pedestrian crossing in front and then turn left.

⑦



Go straight for a while. (There is a tram on your left)

⑧



There is a bicycle parking lot on the right. Go straight.

⑨



Cross the pedestrian crossing and turn right. (Abeno Bertha can be seen in the front.)

⑩




Enter Abeno Bertha from the entrance on the left.

⑪



Take the elevator on the right and go up to the 3rd floor.

⑫



Follow the sign and turn left.

⑬



Go straight through the passage until you reach the end.

⑭



You will see a red sign. Go inside.

⑮



Go left.

⑯



Arrive at "Abeno Citizen Study Center".

